Specifications

Model	Voltage [V]	Frequency [Hz]	CFM / SONE AT STATIC Pressure (ps-inches of H_2O)						RPM	Watts*	Watts**
			Inches of H_2O	0	0.1	0.125	0.25	0.375			
17CUH	220	60	CFM	44	32	29	-	-	664	10	10
			Sones	0.3	0.5	0.6	-	-			
	240	50	CFM	51	43	40	-	-	728	10	9.5
			Sones	0.3	0.4	0.5	-	-			
24CUH	220	60	CFM	83	73	68	46	-	585	13	13.5
			Sones	0.4	0.5	0.6	1.3	-			
	240	50	CFM	89	77	75	51	-	614	13	12
			Sones	0.5	0.7	0.7	1.4	-			
24CDH	240	50	CFM	106	93	89	65	-	782	17	16.5
			Sones	0.9	0.9	0.9	1.6	-			
24CHH	220	60	CFM	109	99	96	75	48	791	22	20.5
			Sones	1.0	0.9	1.0	1.3	2.2			
	240	50	CFM	117	109	96	73	33	861	21	19.5
			Sones	1.2	1.2	1.2	1.3	1.8			
24CGH	220	60	CFM	121	113	111	97	77	888	27	26.5
			Sones	1.7	1.8	1.8	2.0	2.6			
	240	50	CFM	130	118	115	90	43	955	27	25.5
			Sones	2.1	1.9	1.8	1.9	2.5			

Performance certified is for installation type B: Free inlet, Ducted outlet. Performance ratings include the effects of an inlet grille and backdraft shutter. Speed (RPM) shown is nominal. Performance is based on actual speed of test. The sound ratings shown are loudness values in fan sones at 5 ft. (1.5m) in a hemispherical free field calculated per AMCA International Standard 301. Values shown are for installation type B: Free inlet hemispherical sone levels.
* the Watts rating is for AMCA test method and it is at the static pressure of 0 inch of H_2O.
** the Watts rating is only for IEC test method and the AMCA Certified Rating Seal does not apply to IEC test method watts.

KDK Company, Division of PES
4017, Takaki-cho, Kasugsi, Aichi, Japan
http://kdk.jp

SINCE 1909
JAPAN

• Actual colors may vary slighty from those shown.
•Specifications are subject to change without prior notice.

CATALOG NO: K-AMCA009
December 2022

SINCE 1909
JAPAN



CEILING-MOUNT

VENTILATING FAN

For Your Fresh Breath of Living

General Feature

Achieve reduction of power consumption and noise by the optimized product structure

Long Life

- The unique design of HP(Half Pitch) motor, incorporates with well lubricated ball bearings, temperature rise is reduced that prolongs motor lifetime and product durability
- Frame assembly made of ZAM alloy coated steel enhances rust protection
- Louver adopts PP material that is comparatively higher chemical resistant and weatherability than ABS material of previous model

Highly Efficient

- Taper blade design effectively controls the turbulence surrounding the blade. Strong and smooth ventilation performance is achieved while noise level is reduced, by whole of the blade
- Curve-shaped backdraft shutter results in further improvement of air tightness and strength

Super Low Noise

- The integrated casing and orifice minimizes the transmission of noise from the fan and motor to exterior. This technology further reduces the operation noise to incredibly low level by “Resonance-Noise-Absorption” operation, which creates a tranquility and silent environment for your life

Easy Installation

- Cassette type discharge adaptor facilitating installation of the product, as well as duct connecting work
- Spring-clip louver allows convenient installation and removal of louver

17CUH

- HP (half pitch) motor with ball bearing
- Taper blade sirocco fan
- Curve-shaped backdraff shutter
- Super low noise level

Unit: mm

A	B	C	D	E	F	G	Duct Size
214	194	84	164	170	240	20	Ø100

Panasonic Electric Works Vietnam Co., Ltd. certifies that the Ceiling Mount Type models shown herein are licensed to bear the AMCA Seal. The ratings shown are based on tests and procedures performed in accordance with AMCA Publication 211 and AMCA Publication 311 and comply with the requirements of the AMCA Certified Ratings Program.

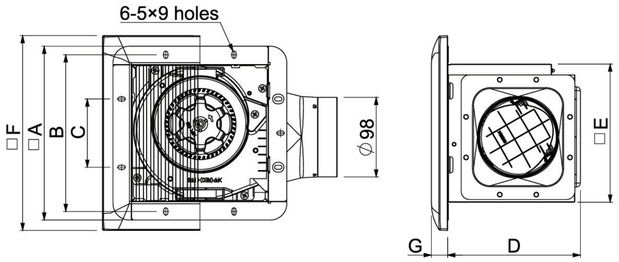

Model	Voltage [V]	Frequency [Hz]	CFM / SONE AT STATIC Pressure (ps-inches of H_2O)				RPM	Watts*	Watts**
			Inches of H_2O	0	0.1	0.125			
17CUH	220	60	CFM	44	32	29	664	10	10
			Sones	0.3	0.5	0.6			
	240	50	CFM	51	43	40	728	10	9.5
			Sones	0.3	0.4	0.5			

Performance certified is for installation type B: Free inlet, Ducted outlet. Performance ratings include the effects of an inlet grille and backdraft shutter. Speed (RPM) shown is nominal. Performance is based on actual speed of test. The sound ratings shown are loudness values in fan sones at 5 ft. (1.5m) in a hemispherical free field calculated per AMCA International Standard 301. Values shown are for installation type B: Free inlet hemispherical sone levels.
* the Watts rating is for AMCA test method and it is at the static pressure of 0 inch of H_2O.
** the Watts rating is only for IEC test method and the AMCA Certified Rating Seal does not apply to IEC test method watts.

24CUH/24CDH/24CHH/24CGH

- HP (half pitch) motor with ball bearing
- Taper blade sirocco fan
- Curve-shaped backdraff shutter
- Super low noise level

Unit: mm

A	B	C	D	E	F	G	Duct Size
278	255	140	175	233	300	13	Ø100

Panasonic Electric Works Vietnam Co., Ltd. certifies that the Ceiling Mount Type models shown herein are licensed to bear the AMCA Seal. The ratings shown are based on tests and procedures performed in accordance with AMCA Publication 211 and AMCA Publication 311 and comply with the requirements of the AMCA Certified Ratings Program.

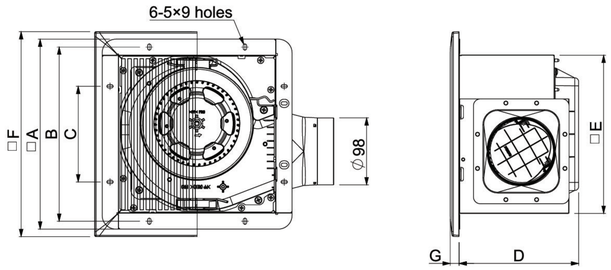

Model	Voltage [V]	Frequency [Hz]	CFM / SONE AT STATIC Pressure (ps-inches of H_2O)						RPM	Watts*	Watts**
			Inches of H_2O	0	0.1	0.125	0.25	0.375			
24CUH	220	60	CFM	83	73	68	46	-	585	13	13.5
			Sones	0.4	0.5	0.6	1.3	-			
	240	50	CFM	89	77	75	51	-	614	13	12
			Sones	0.5	0.7	0.7	1.4	-			
24CDH	240	50	CFM	106	93	89	65	-	782	17	16.5
			Sones	0.9	0.9	0.9	1.6	-			
24CHH	220	60	CFM	109	99	96	75	48	791	22	20.5
			Sones	1.0	0.9	1.0	1.3	2.2			
	240	50	CFM	117	109	96	73	33	861	21	19.5
			Sones	1.2	1.2	1.2	1.3	1.8			
24CGH	220	60	CFM	121	113	111	97	77	888	27	26.5
			Sones	1.7	1.8	1.8	2.0	2.6			
	240	50	CFM	130	118	115	90	43	955	27	25.5
			Sones	2.1	1.9	1.8	1.9	2.5			

Performance certified is for installation type B: Free inlet, Ducted outlet. Performance ratings include the effects of an inlet grille and backdraft shutter. Speed (RPM) shown is nominal. Performance is based on actual speed of test. The sound ratings shown are loudness values in fan sones at 5 ft. (1.5m) in a hemispherical free field calculated per AMCA International Standard 301. Values shown are for installation type B: Free inlet hemispherical sone levels.
* the Watts rating is for AMCA test method and it is at the static pressure of 0 inch of H_2O.
** the Watts rating is only for IEC test method and the AMCA Certified Rating Seal does not apply to IEC test method watts.

Note

Note